

Increasing the Patriotism of Marginalized Students

15%

of public school students in the US are Black¹

43%

of Black voters age 18-29 voted in 2020²
the lowest youth turnout by race


2025

Voters of color will make up 50% of the youth electorate²




In a comparative analysis of two civic studies programs, researchers found that civic curriculum based on personal experiences with urban violence and examinations of structural factors at play prompted students to engage in justice-oriented civic activity, whereas Good Samaritan-framed civic curriculum prompted more generic volunteerism in rural communities.⁴

"We know, in order to win a better future, we must learn about our country and state's past—both the good and ugly—and these topics are anything but 'divisive.' In the face of censorship in our schools, high school students are stepping up to educate each other about racism and sexism in history and present."
-New Hampshire Youth Movement³



School Censorship

 **59%** of Black Voters age 18-29 feel they are under *attack*⁵

 **2:1** Voters age 18-29 would vote for candidates who *support* teaching about systemic racism/CRT⁵

"CRT" Bans


16 States have enacted limitations or bans on diverse and inclusive curriculum⁶


An additional 20 states have proposed bans

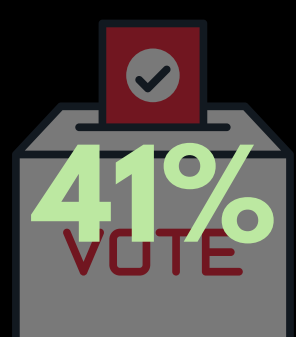
"Don't Say Gay"


More than a dozen states have introduced legislation to ban LGBTQ+ content from classrooms⁷

Florida passed a "Don't Say Gay" bill in April of 2022

 **72%** of voters age 18-29 feel comfortable with their friend coming out to them⁵

 **1:5** Voters age 18-29 identify as part of the LGBTQ+ community⁵

 **41%** of Youth voters believe their vote doesn't matter⁵

 **56%** of Youth voters believe politics are not equipped to handle America's current challenges⁵

Youth Turnout?

Expected Youth Voter turnout for 2022 is down from 2018,

Dem-Leaning Youth Voters are expected to turnout -7 from 2018, and GOP-leaning Youth voters are expected to turnout +7 from 2018⁵

1. Published by Erin Duffin, and Feb 21. "Share of Students Enrolled in U.S. Public Schools, by Ethnicity and State 2020." *Statista*, 21 Feb. 2022, <https://www.statista.com/statistics/236244/enrollment-in-public-schools-by-ethnicity-and-us-state/>.

2. "2020 Youth Voter Turnout by Race/Ethnicity and Gender." *Circle at Tufts*, 27 July 2021, <https://circle.tufts.edu/latest-research/2020-youth-voter-turnout-raceethnicity-and-gender>.

3. "NHYM High School Presents: 'Divisive' Concepts". Everyaction, 2022, <https://secure.everyaction.com/VUStPkm2l0WKleARVdW35g2>.

4. Westheimer, Joel, and Joseph Kahne. "What Kind Of Citizen? The Politics Of Educating For Democracy". *American Educational Research Journal*, vol 41, no. 2, 2004, pp. 237-269. American Educational Research Association (AERA), <https://doi.org/10.3102/00028312041002237>.

5. "Spring 2022 Poll." *The Institute of Politics at Harvard University*, <https://iop.harvard.edu/youth-poll/spring-2022-harvard-youth-poll>.

6. "Truth Be Told." AAPF, <https://www.aapf.org/truthbetold>.

7. Jones, Dustin, and Jonathan Franklin. "Not Just Florida. More than a Dozen States Propose so-Called 'Don't Say Gay' Bills." *NPR*, NPR, 10 Apr. 2022, <https://www.npr.org/2022/04/10/1091543359/15-states-dont-say-gay-anti-transgender-bills>.