



PAPERBOTS

PAPERBOTS.K12ENGINEERING.COM

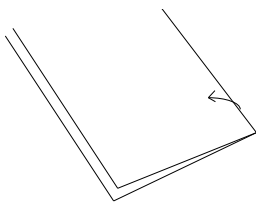
Brian O'Connell: brian.o_connell@tufts.edu
Katarina Morowsky: katarina.morowsky@tufts.edu

PaperBots is a low-cost option for utilizing interactive building activities in classrooms to help teach and reinforce STEM lessons. With simple instructions to create mechanisms, constructs and eventually true robots using downloadable templates and standard classroom materials, PaperBots has the potential to provide access to engineering education without the need for expensive robotics kits. For more activities and information, please visit us online at

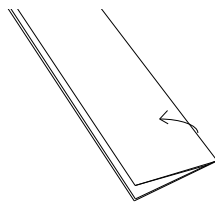
PAPERBOTS.K12ENGINEERING.COM

Make a Paper Universal Joint

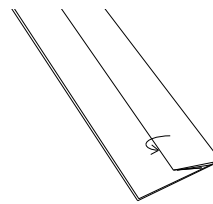
1: Start with a half sheet of paper, cut the long way



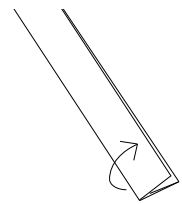
2: Fold in Half



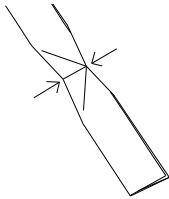
3: Fold in Half Again



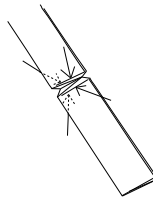
4: Fold top layer in half and under itself



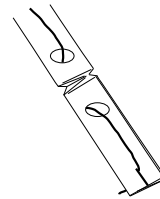
5: Fold bottom layer in half and over other side



6: Pinch the edges together where you want the joint



7: Grab flat sides on both sides of joint and pinch into crease



8: Add holes and string to control joint like a puppet

9: Use these and more to make something awesome

For more information on other programs and engineering education in general, please visit: CEEO.TUFTS.EDU



Tufts
UNIVERSITY

Center for Engineering
Education and Outreach